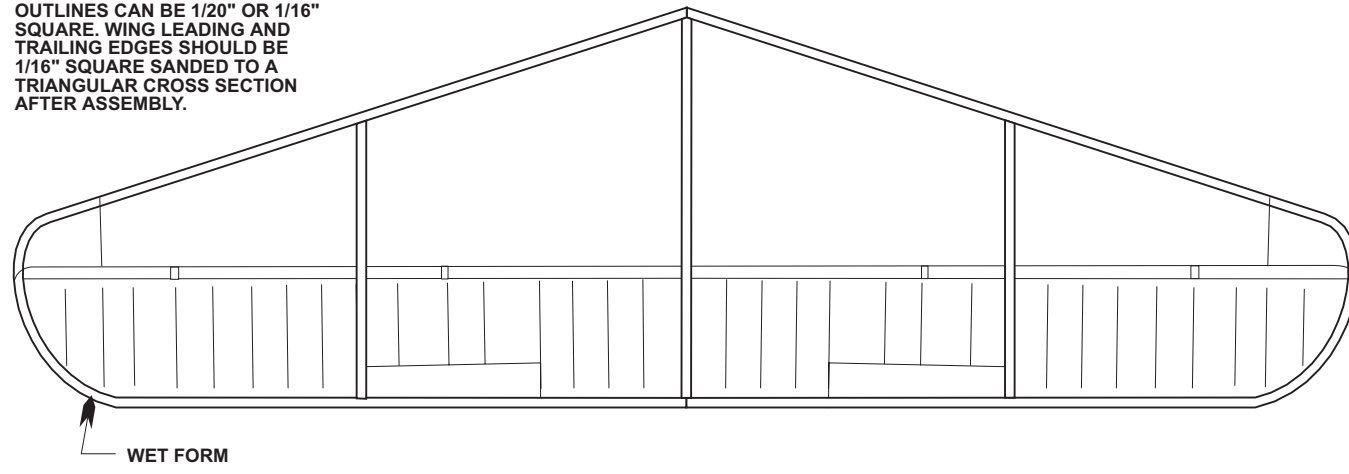
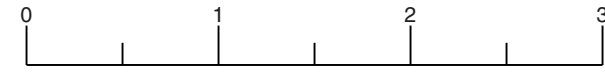
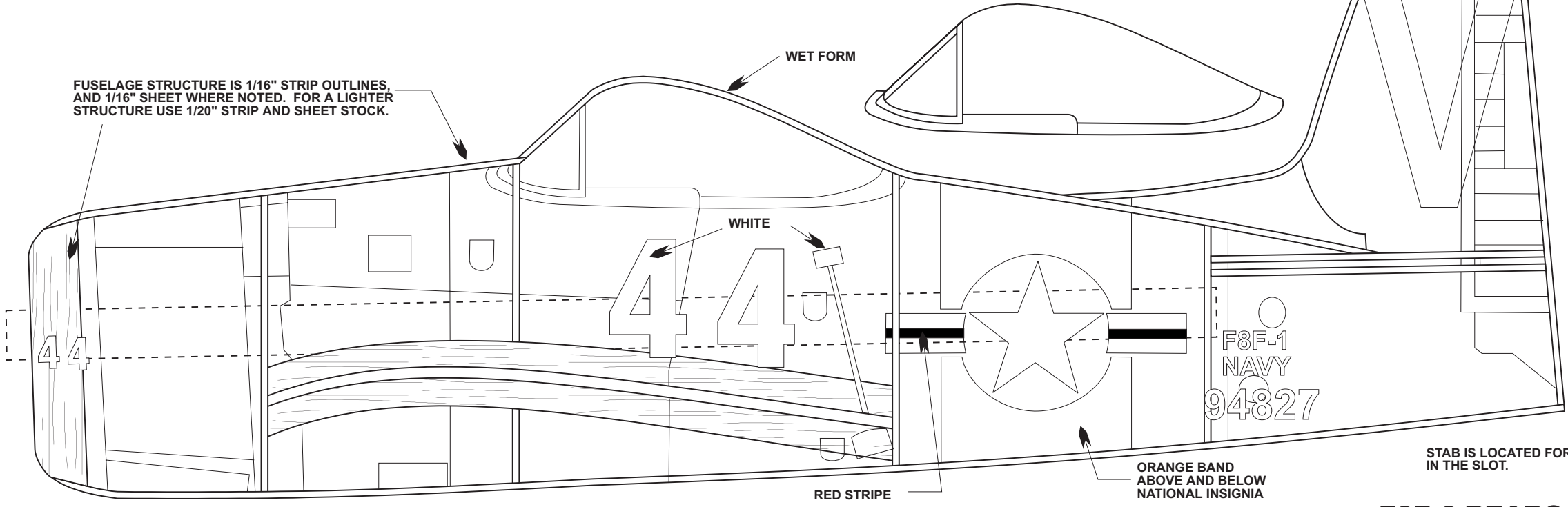


OUTLINES CAN BE 1/20" OR 1/16" SQUARE. WING LEADING AND TRAILING EDGES SHOULD BE 1/16" SQUARE SANDED TO A TRIANGULAR CROSS SECTION AFTER ASSEMBLY.



FUSELAGE STRUCTURE IS 1/16" STRIP OUTLINES, AND 1/16" SHEET WHERE NOTED. FOR A LIGHTER STRUCTURE USE 1/20" STRIP AND SHEET STOCK.



IF A PLASTIC PROP IS USED, USE A 6" PROP, OR A 7" PROP CUT TO 6". SHAVE TO LIGHTEN.

**F8F-2 BEARCAT
FAC NO-CAL**

DESIGNED AND DRAWN BY
PAUL BRADLEY 3/93
SHEET 1 OF 3 FROM INTERNET DOWNLOAD

WING LEADING AND TRAILING EDGES SHOULD BE 1/16" SQUARE SAND
LEADING EDGE AND TRAILING EDGE TO A TRIANGULAR CROSS
SECTION AFTER WING STRUCTURE IS COMPLETED.

RED

1" DIHEDRAL UNDER
EACH WING TIP

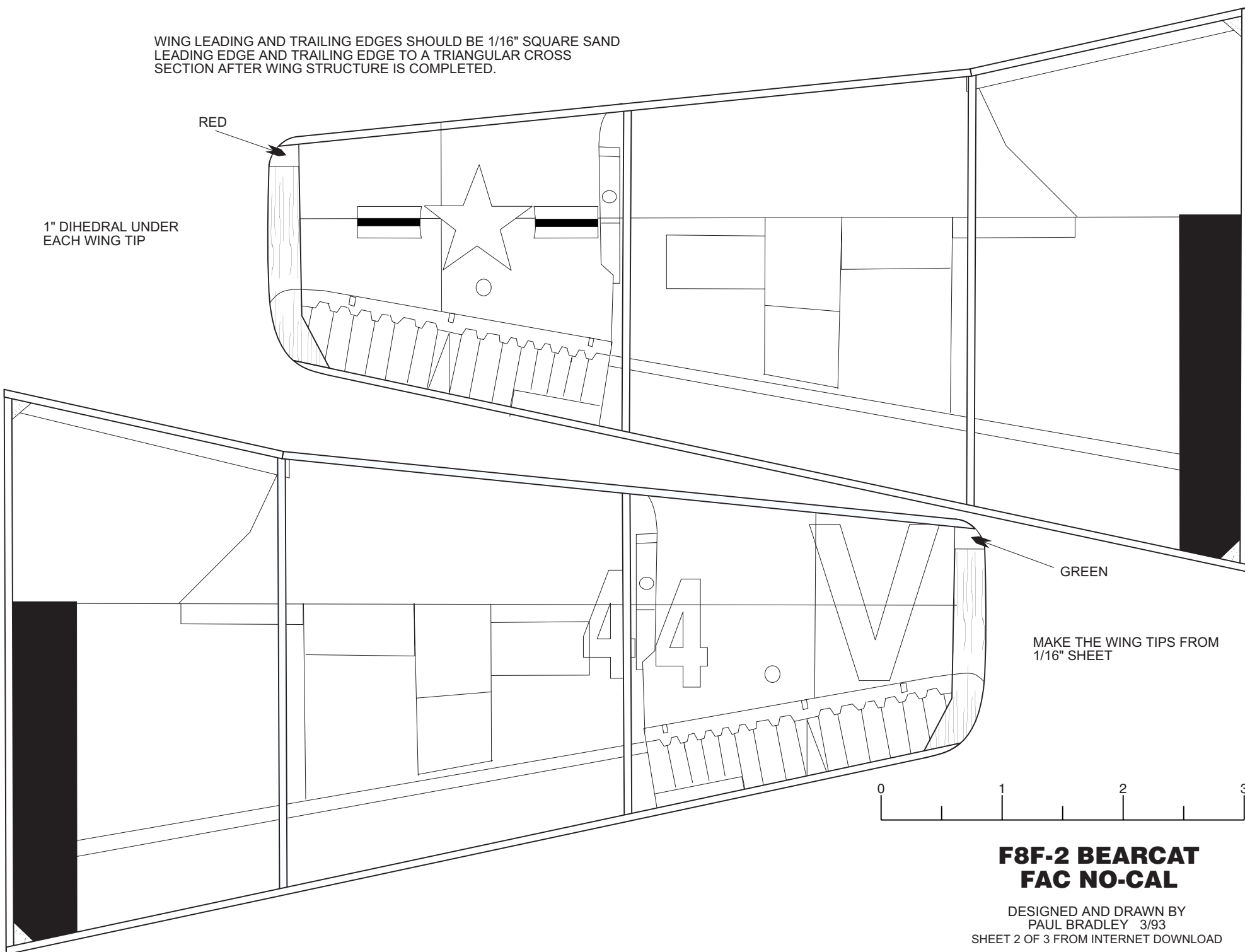
GREEN

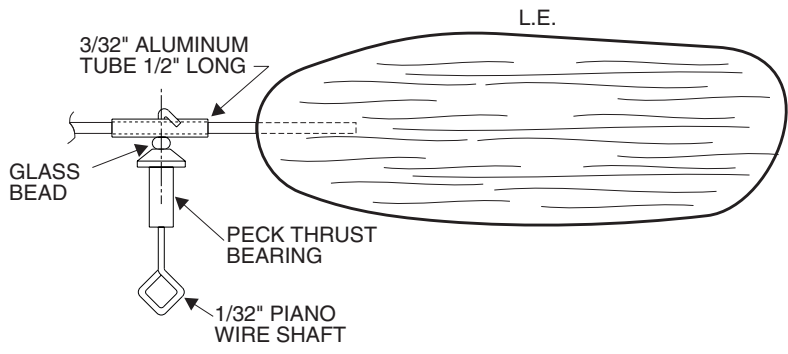
MAKE THE WING TIPS FROM
1/16" SHEET



F8F-2 BEARCAT FAC NO-CAL

DESIGNED AND DRAWN BY
PAUL BRADLEY 3/93
SHEET 2 OF 3 FROM INTERNET DOWNLOAD

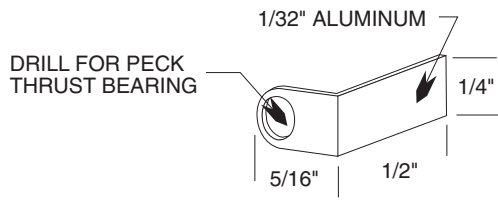
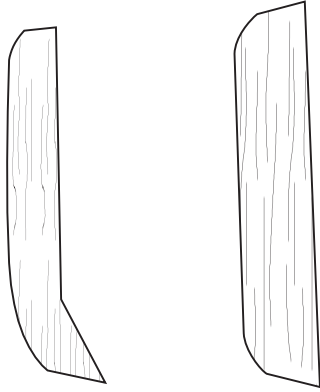




PROP BLADES ARE 1/32" SHEET FORMED ON A 3" CYLINDER. SET EACH BLADE WITH THE LEADING EDGE 15 DEGREES LEFT FROM VERTICAL ON THE CYLINDER. MAKE 2 IDENTICAL BLADES FOR THE PROP ASSEMBLY. PROP SPARS ARE MADE FROM BAMBOO ROUNDED TO 1/16" DIAMETER. A GOOD SOURCE FOR BAMBOO IS SHISH KABOB SKEWERS. GLUE THE SPARS INTO THE ALUMINUM TUBE. USE REGULAR MODEL AIRPLANE CEMENT FOR THIS SO PITCH ADJUSTMENTS CAN BE MADE BY SOFTENING THE GLUE WITH ACETONE.

COLORING

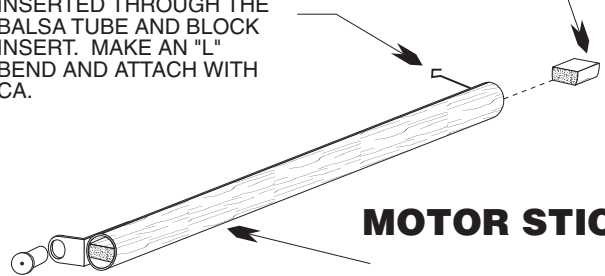
OVERALL COLOR IS BLUE. LETTERING IS WHITE. NATIONAL INSIGNIA IS WHITE WITH A RED STRIPE. WHITE AREAS CAN BE CREATED BY BLEACHING THE BLUE TISSUE INSIDE BLACK OUTLINES



PROP HANGER DETAIL

REAR HOOK IS .020 WIRE INSERTED THROUGH THE Balsa TUBE AND BLOCK INSERT. MAKE AN "L" BEND AND ATTACH WITH CA.

1/8" X 1/2" BLOCK INSERTED IN EACH END OF THE ROLLED TUBE.



MOTOR STICK

MOTOR STICK IS A ROLLED 1/32" Balsa TUBE 9 1/2" LONG FORMED ON A 1/4" DOWEL. IT IS GLUED TO THE RIGHT SIDE OF THE FUSELAGE STRUCTURE AFTER THE STRUCTURE IS COVERED.



WING RIBS ARE CUT FROM 1/16" SHEET. TRIM FROM THE TRAILING EDGE TO FIT OUTLINE.



**F8F-2 BEARCAT
FAC NO-CAL**

DESIGNED AND DRAWN BY
PAUL BRADLEY 3/93
SHEET 3 OF 3 FROM INTERNET DOWNLOAD