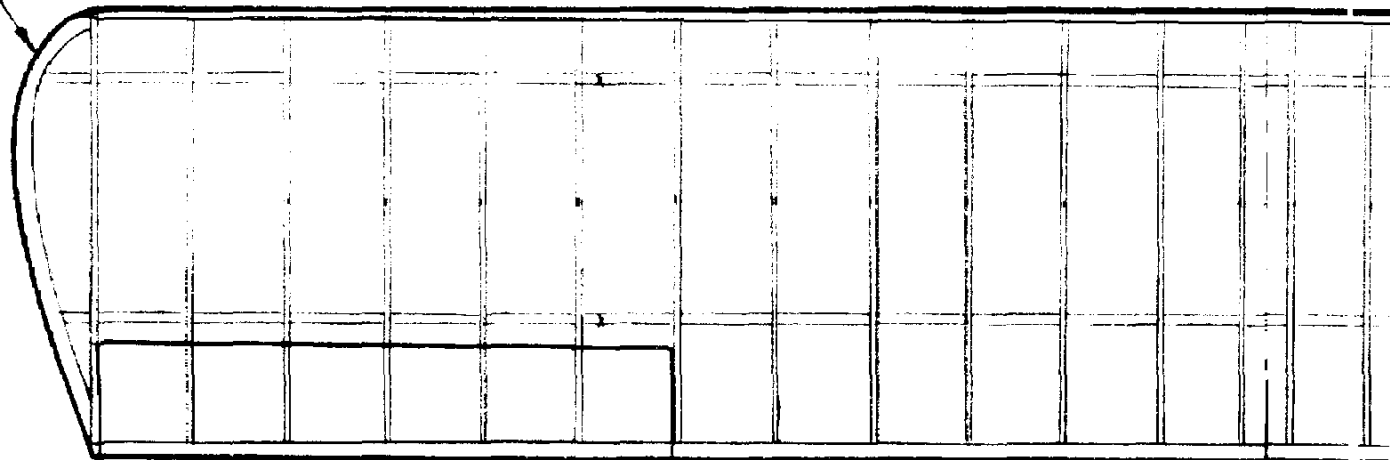


CUT WING TIPS FROM 1/20TH SHEET. LEADING EDGE IS 1/16 BY 1/8.



WING PLAN

LANDING GEAR LEG FAIRING IS 1/32ND SHEET.

1 SIDE STRINGER ON EACH SIDE.

COWL IS WRAPPED AROUND FORMERS "A" AND "B" USING A GRAIN 1/32ND Balsa SHEET. FOUR SEPARATE PIECES.

1/4 THICK Balsa NOSE PIECE
Balsa SPINNER

REAR

SOFT Balsa HEADREST.

FUSELAGE TOP VIEW

FRONT SPAR PATTERN SHOWN, MAKE REAR SPAR WITH 1/16TH INCH MORE DIHEDRAL FOR WASHOUT.

USE A PECK PLYMERS PLASTIC PROPELLER AND THRUST BEARING.
THIN PLASTIC WINDSHIELD.

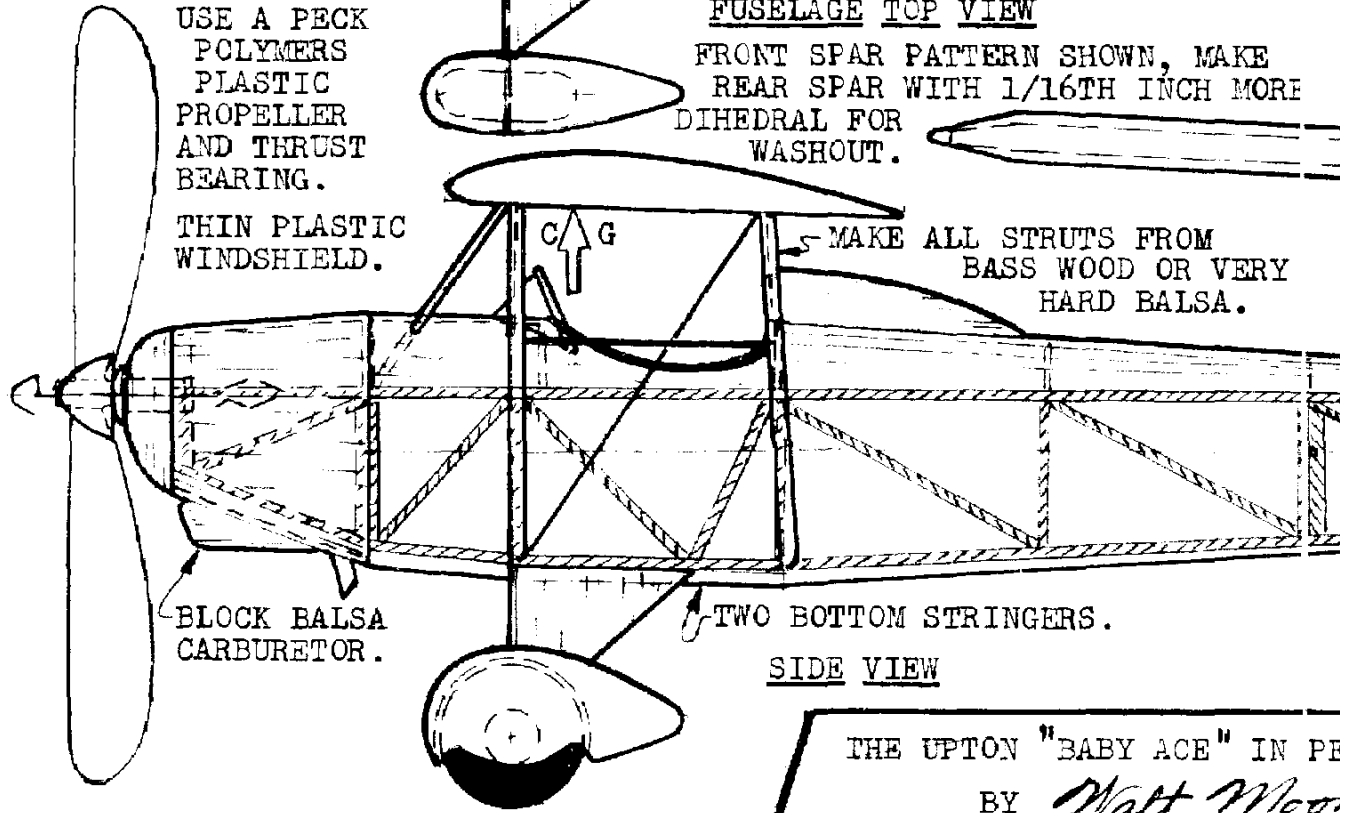
MAKE ALL STRUTS FROM BASS WOOD OR VERY HARD Balsa.

C ↑ G

BLOCK Balsa CARBURETOR.


TWO BOTTOM STRINGERS.

SIDE VIEW

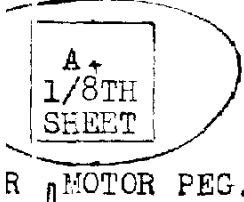


THE UPTON "BABY ACE" IN PE
BY *Walt Moor*

FRONT AND REAR SPAR IS CUT FROM 1/16TH SHEET, BEVEL TOP TO FIT RIBS.



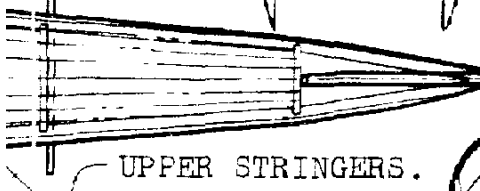
WING TRAILING EDGE IS 1/20TH BY 1/8TH. TAPER TO TRIANGLE.



MAKE FORMERS "C" THRU "G" FROM 1/32ND SHEET.


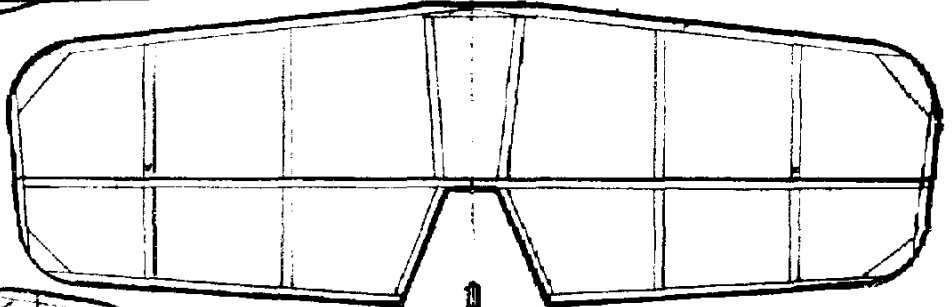
FORMERS

MAKE HORIZONTAL AND VERTICAL TAIL FLAT OVER PLAN, USING 1/20TH THICK STOCK.



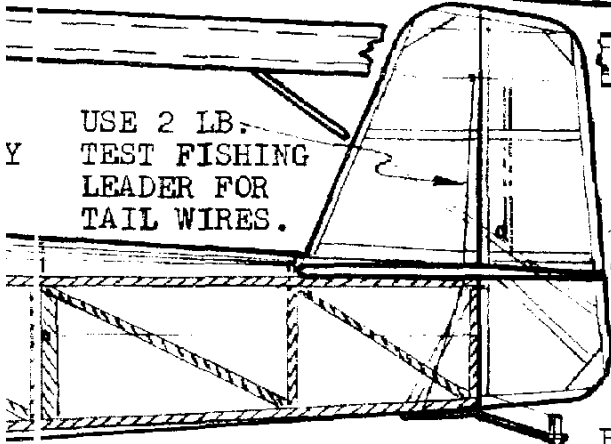
UPPER STRINGERS.

HORIZONTAL TAIL



JURY STRUTS.

USE 2 LB. TEST FISHING LEADER FOR TAIL WIRES.



BALSA TAIL WHEEL.

MAKE FUSELAGE SIDE FRAMES OVER PLANE FROM 1/20TH SQUARE.

MAKE WHEEL PANTS FROM SEVERAL SHEET BALSA LAMINATIONS.

PEANUT SCALE
Booney

USE BALSA OR HARDWOOD WHEELS.

BALSA BUNGEE COVERS.
FRONT VIEW

